

Scaled data based on original data using
LM-79-08 Approved Method: Electrical and Photometric Measurements of Solid-
State Lighting Products

Test Report Prepared for
Cooper Lighting Solutions
(formerly Eaton)

Brand: INVUE

Report Number: P401274

Luminaire Tested: **ENT-SA1C-730-U-SL4**

Issue Date: 5/20/2020

Test Information

Test Method: LM-79-08
Report Number: P401274
TEST IS SCALED FROM IESNA LM-79-08 TEST DATA (G1-2004-754-5)
Test Lab: INNOVATION CENTER
Issue Date: 5/20/2020
Manufacturer: COOPER LIGHTING SOLUTIONS (FORMERLY EATON)
Product Line: INVUE
Catalog Number: ENT-SA1C-730-U-SL4
Description: ENTRI LED LUMINAIRE
(1) 70 CRI, 3000K, 615mA LIGHTSQUARE WITH 16 LEDS AND TYPE IV SPILL LIGHT ELIMINATOR OPTICS
Light Source: -
Ballast/Driver: ELECTRONIC DRIVER

Summary

Lumens per Lamp: N/A
Luminaire Lumens: 3895 lumens
Efficiency: N/A
Efficacy: 117.0 lumens/watt
Luminous Opening: Rectangular (W 0.5' x L: 0.5' x H: 0')
IES Classification: Type IV - Short - Non-Cutoff
BUG Rating: B1 - U0 - G1

Input Watts (W): 33.3
Input Voltage (V): NR
Input Current (Ain): NR
Voltage Rise (V): NR
Power Factor: NR
Total Harmonic Distortion (THDi): NR
Frequency (hertz): 60
Stabilization Time: NR
Operation Time: NR
Ambient Temperature (°C): NR
Test Distance: 25 FT

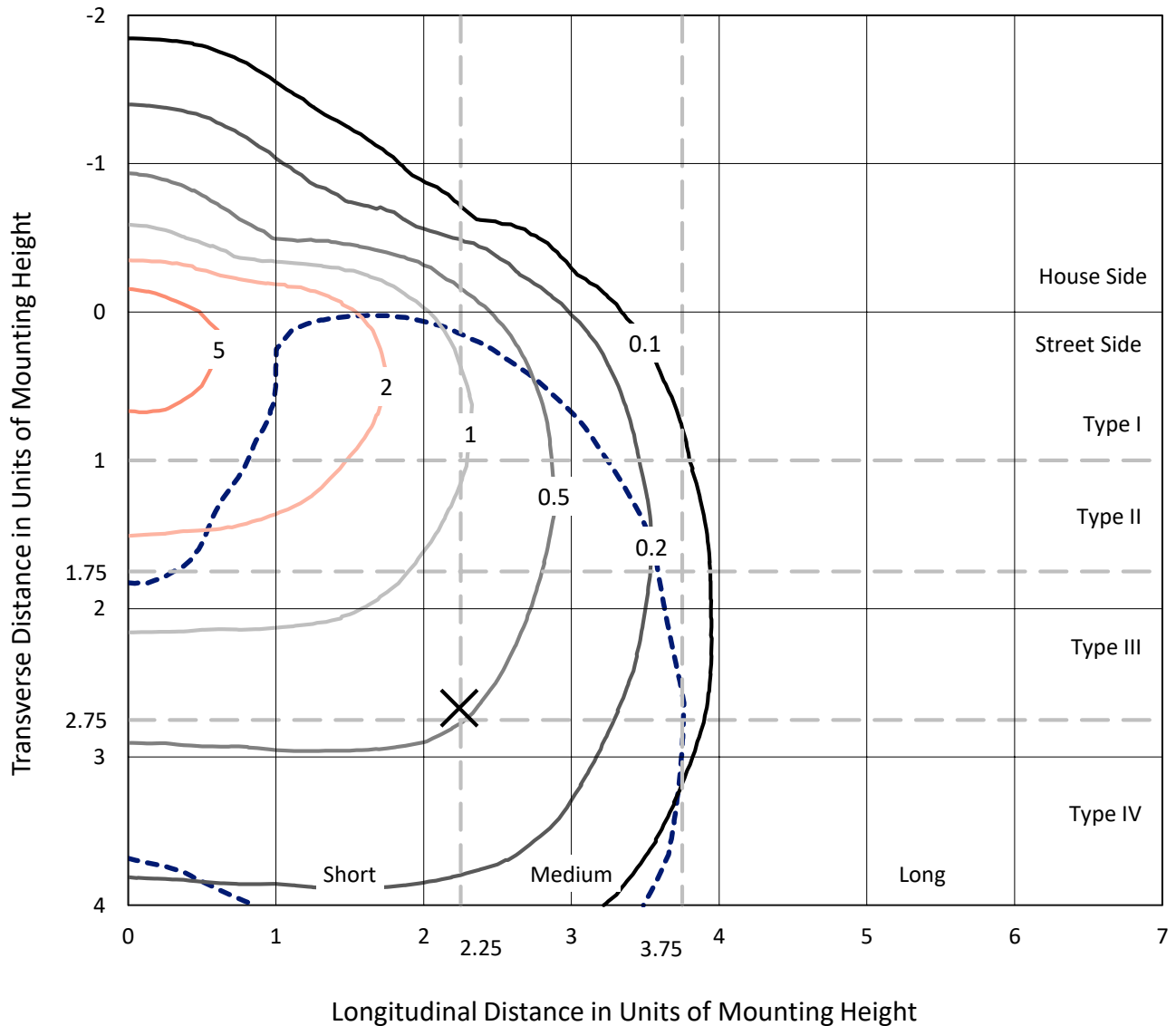


REPORT NUMBER: P401274

CATALOG NUMBER: ENT-SA1C-730-U-SL4

Iso-Footcandle Lines of Horizontal Illumination

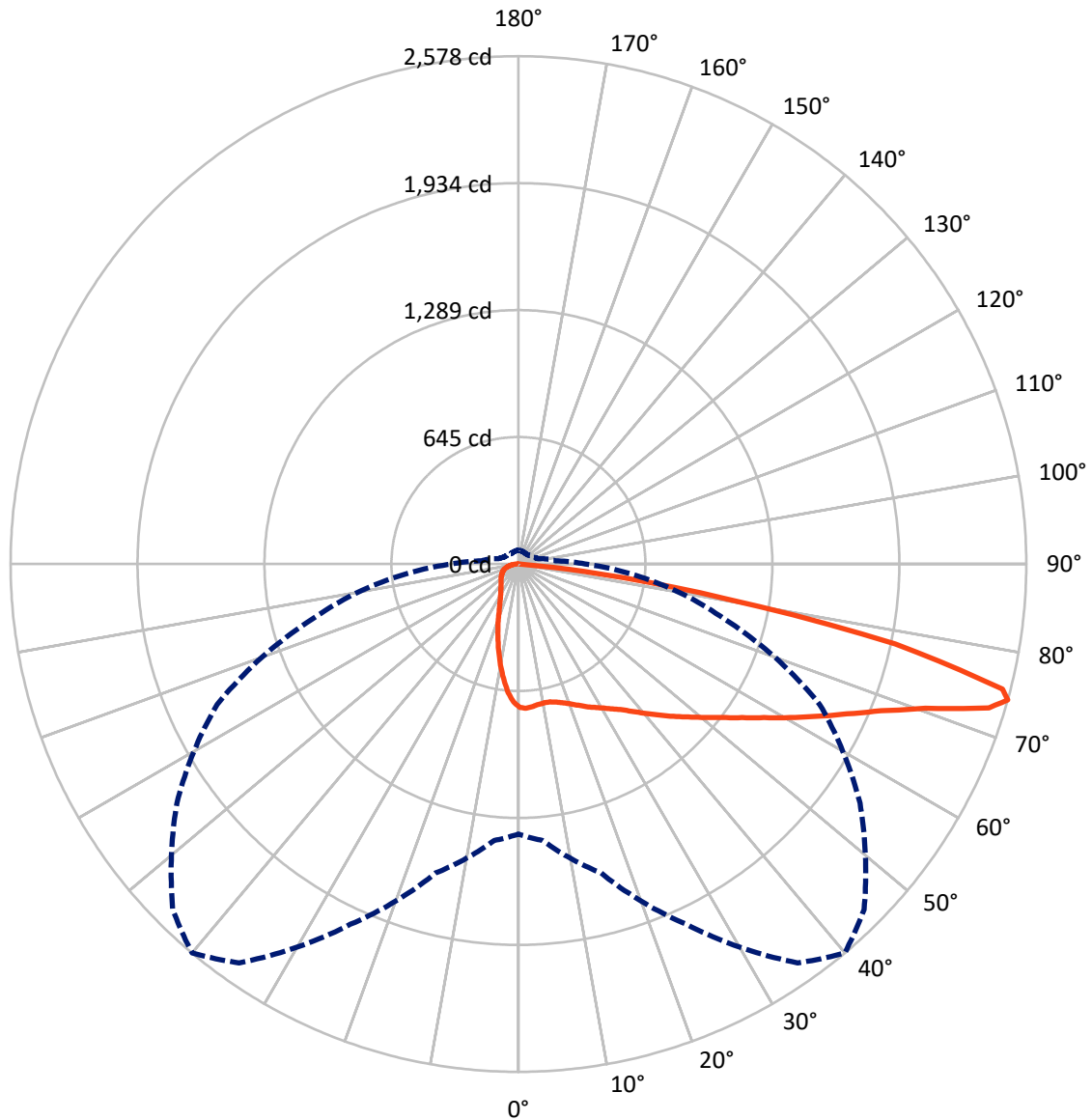
× Max cd
 - - - 1/2 Max cd



Based on 10 foot mounting height. Maximum calculated value = 7.3 fc
 Type IV - Short - Non-Cutoff

REPORT NUMBER: P401274
CATALOG NUMBER: ENT-SA1C-730-U-SL4

Luminous Intensity Polar Plot



— Vertical Plane Through 40-Deg Lateral - - - Horizontal Cone Through 74-Deg Vertical

REPORT NUMBER: P401274

CATALOG NUMBER: ENT-SA1C-730-U-SL4

FLUX DISTRIBUTION:

		Downward	Upward	Total
House Side	Lumens	607.3	0.0	607.3
	% Fixture	15.6	0.0	15.6
Street Side	Lumens	3287.7	0.0	3287.7
	% Fixture	84.4	0.0	84.4
Total	Lumens	3895.0	0.0	3895.0
	% Fixture	100.0	0.0	100.0

Coefficient of Utilization

ZONAL LUMENS:

Zone	Lumens	% Fixture
0°-10°	64.2	1.6
10°-20°	165.3	4.2
20°-30°	253.5	6.5
30°-40°	366.1	9.4
40°-50°	526.8	13.5
50°-60°	727.3	18.7
60°-70°	917.0	23.5
70°-80°	795.2	20.4
80°-90°	79.6	2.0
90°-100°	0.0	0.0
100°-110°	0.0	0.0
110°-120°	0.0	0.0
120°-130°	0.0	0.0
130°-140°	0.0	0.0
140°-150°	0.0	0.0
150°-160°	0.0	0.0
160°-170°	0.0	0.0
170°-180°	0.0	0.0
0°-90°	3895.0	100.0
0°-180°	3895.0	100.0



REPORT NUMBER: P401274

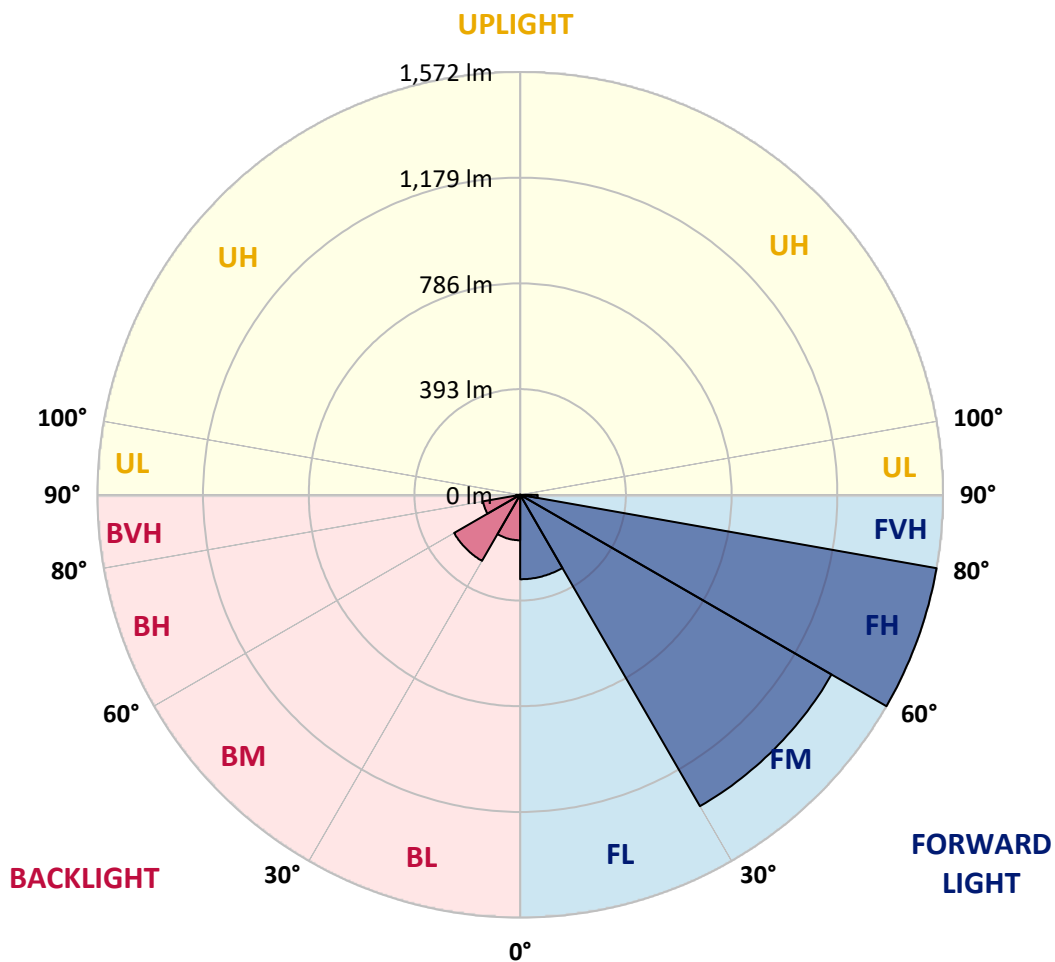
CATALOG NUMBER: ENT-SA1C-730-U-SL4

LUMINAIRE CLASSIFICATION SYSTEM LUMEN TABLE AND BUG RATING:

Zone	Lumens	% Fixture	Zone Rating/Lumen Limit		
			B	U	G
FL (0°-30°)	314.0	8.1			
FM (30°-60°)	1336.6	34.3			
FH (60°-80°)	1572.0	40.4			G1/1800
FVH (80°-90°)	65.1	1.7			G1/100
BL (0°-30°)	169.0	4.3	B1/500		
BM (30°-60°)	283.6	7.3	B1/1000		
BH (60°-80°)	140.2	3.6	B1/500		G1/500
BVH (80°-90°)	14.5	0.4			G1/100
UL (90°-100°)	0.0	0.0		U0/0	
UH (100°-180°)	0.0	0.0		U0/0	

BUG Rating: B1-U0-G1

Type IV Short





REPORT NUMBER: P401274

CATALOG NUMBER: ENT-SA1C-730-U-SL4

CANDELA DISTRIBUTION (FULL):

	0°	5°	15°	25°	35°	40°	45°	55°	65°	75°	85°
0°	727.1	727.1	727.1	727.1	727.1	727.1	727.1	727.1	727.1	727.1	727.1
2.5°	736.4	735.8	737.6	736.4	734.6	733.5	732.9	729.4	728.2	724.7	720.0
5°	733.5	733.5	733.5	732.3	728.8	727.6	726.5	721.2	717.7	711.9	703.1
7.5°	723.5	725.3	724.7	724.1	721.2	720.0	718.3	711.9	707.2	698.4	687.3
10°	714.2	714.2	714.8	717.1	716.0	716.5	716.0	708.9	702.5	691.4	677.4
12.5°	700.8	703.1	706.6	713.0	716.0	718.3	718.3	713.0	706.0	692.6	676.2
15°	692.6	695.5	704.3	716.0	723.0	727.1	728.2	721.8	713.0	699.6	681.5
17.5°	689.1	692.6	708.9	725.3	737.6	741.1	741.7	734.6	725.3	708.9	687.9
20°	692.6	696.7	718.3	740.5	755.1	758.0	759.2	749.2	737.6	721.8	694.3
22.5°	706.0	711.9	735.8	759.8	774.9	779.0	777.9	763.8	752.2	735.2	702.5
25°	735.2	738.7	760.3	786.0	797.7	802.4	799.5	783.7	768.5	751.6	714.2
27.5°	769.1	773.8	796.5	815.8	823.4	824.6	821.7	805.3	788.4	774.4	732.3
30°	810.0	814.1	832.8	847.4	847.9	848.5	846.8	828.1	814.1	803.0	758.6
32.5°	853.2	853.8	873.0	880.1	875.4	877.1	875.4	854.9	845.0	841.5	793.0
35°	892.9	893.5	913.3	915.7	908.1	908.7	912.2	888.2	888.2	896.4	844.4
37.5°	930.9	932.6	950.1	947.8	944.9	950.1	954.8	934.4	946.0	969.4	906.9
40°	959.5	963.6	986.9	985.8	992.2	997.4	1001.5	991.0	1009.7	1055.2	984.0
42.5°	978.2	986.3	1019.6	1027.8	1038.9	1048.2	1055.2	1054.7	1087.4	1150.4	1065.8
45°	997.4	1005.6	1050.0	1069.8	1088.5	1103.1	1116.6	1123.6	1175.5	1250.9	1160.9
47.5°	1020.8	1027.8	1077.4	1116.6	1140.5	1160.4	1184.3	1199.5	1265.5	1353.1	1249.1
50°	1056.4	1061.1	1105.5	1166.2	1196.6	1224.0	1253.8	1284.8	1362.4	1457.6	1326.2
52.5°	1102.5	1105.5	1138.2	1216.4	1264.9	1294.1	1338.5	1379.4	1461.1	1552.2	1389.3
55°	1155.1	1152.8	1177.9	1276.6	1333.2	1377.0	1431.9	1473.4	1565.1	1634.6	1439.5
57.5°	1207.7	1205.9	1225.8	1334.4	1419.6	1471.0	1527.7	1571.5	1660.2	1711.6	1475.7
60°	1257.9	1251.5	1279.5	1402.1	1524.2	1583.2	1634.0	1674.3	1750.2	1767.1	1495.0
62.5°	1302.3	1302.3	1343.1	1485.6	1649.2	1702.3	1742.6	1769.5	1836.0	1808.0	1487.4
65°	1343.1	1348.4	1406.8	1579.1	1778.8	1833.1	1868.1	1878.7	1921.3	1809.7	1423.2
67.5°	1389.3	1397.5	1479.8	1688.3	1928.3	1986.1	2016.5	2013.0	1982.0	1782.9	1285.3
70°	1434.2	1447.7	1570.3	1829.0	2112.8	2191.1	2224.4	2155.5	2013.6	1634.0	1067.5
72.5°	1467.0	1489.7	1644.5	1969.8	2377.4	2497.7	2484.2	2194.6	1865.8	1346.7	807.6
74°	1371.2	1409.1	1624.0	2018.2	2472.6	2578.3	2481.9	2116.9	1687.7	1084.4	572.3
75°	1259.6	1296.4	1520.7	1999.0	2490.7	2538.0	2361.6	1980.3	1513.7	840.3	373.7
77.5°	932.6	961.2	1168.0	1576.2	1969.8	1955.7	1758.4	1342.0	745.7	253.4	157.7
80°	411.7	433.3	576.4	793.0	1066.9	1062.8	989.8	616.7	240.6	132.6	96.4
82.5°	124.4	123.8	165.8	231.3	405.3	412.9	351.0	212.6	115.0	54.9	46.7
85°	0.6	0.6	0.6	0.6	1.8	15.2	12.8	40.9	21.0	9.9	16.9
87.5°	0.6	0.6	0.6	0.6	0.6	0.6	0.6	0.6	0.6	0.0	0.0
90°	0.0	0.0	0.0	0.0	0.0	0.0	0.0	0.0	0.0	0.0	0.0



REPORT NUMBER: P401274

CATALOG NUMBER: ENT-SA1C-730-U-SL4

CANDELA DISTRIBUTION (continued):

	90°	95°	105°	115°	125°	135°	145°	155°	165°	175°	180°
0°	727.1	727.1	727.1	727.1	727.1	727.1	727.1	727.1	727.1	727.1	727.1
2.5°	717.1	716.5	714.8	710.7	707.8	699.0	701.9	696.1	695.5	694.3	693.8
5°	699.0	696.7	689.7	681.5	672.2	657.6	652.9	644.1	638.9	637.1	638.3
7.5°	680.3	675.1	661.6	644.1	625.4	603.8	588.1	575.8	567.0	564.1	560.0
10°	668.7	659.9	637.1	607.9	577.6	547.2	520.9	502.8	489.4	478.9	478.9
12.5°	664.6	652.9	619.6	577.0	533.2	490.0	452.0	428.1	405.3	394.2	392.4
15°	666.9	650.6	605.0	548.9	490.5	434.5	387.8	353.3	331.7	318.3	322.9
17.5°	669.2	648.8	589.8	519.2	449.1	384.3	329.9	290.8	264.5	257.5	254.6
20°	672.2	645.3	570.5	487.0	406.4	335.8	278.6	238.8	219.0	210.2	210.2
22.5°	676.2	640.6	550.7	451.4	362.7	288.5	235.3	205.6	189.8	184.5	184.5
25°	682.1	637.7	530.3	415.8	321.2	251.1	206.7	183.4	175.2	171.7	171.1
27.5°	693.2	638.3	510.4	379.6	280.3	219.6	186.3	171.1	164.7	162.9	162.3
30°	710.1	644.1	489.4	341.0	244.1	195.6	172.3	161.8	157.7	156.5	156.5
32.5°	733.5	654.6	471.9	306.6	217.2	176.4	160.6	153.6	151.3	150.1	150.7
35°	769.7	672.7	450.8	275.1	192.1	162.9	151.3	146.0	144.2	144.2	144.8
37.5°	817.0	700.8	430.4	245.9	175.2	151.3	142.5	139.6	137.8	139.0	139.6
40°	876.6	734.1	411.1	219.6	161.2	141.9	134.9	132.6	132.0	133.1	134.3
42.5°	940.8	774.4	393.6	198.0	150.1	134.3	128.5	127.3	126.7	127.3	129.1
45°	1015.5	820.5	379.0	181.6	141.9	127.9	122.6	121.5	120.9	122.1	123.2
47.5°	1084.4	862.0	367.3	170.5	134.9	123.2	118.0	116.2	116.2	116.2	117.4
50°	1140.5	894.7	360.3	162.9	129.1	118.0	113.3	111.5	111.0	110.4	111.0
52.5°	1189.0	919.2	358.0	158.3	124.4	113.3	108.6	107.5	106.3	105.1	105.7
55°	1221.1	931.4	353.3	154.2	120.3	108.0	103.9	102.8	101.6	99.9	99.9
57.5°	1239.8	930.3	342.8	151.8	118.0	103.4	99.3	99.3	98.1	95.2	95.8
60°	1241.5	909.8	317.1	148.9	116.2	98.7	94.0	95.2	95.2	92.9	92.9
62.5°	1211.8	856.1	267.5	141.3	113.9	95.2	89.9	92.9	94.0	91.7	91.7
65°	1120.1	729.4	214.9	130.2	108.0	91.1	85.3	91.1	94.6	92.9	92.3
67.5°	944.3	577.6	177.5	118.0	101.6	85.8	80.6	88.2	92.9	92.9	92.3
70°	758.0	438.6	146.0	104.5	91.7	79.4	75.3	81.8	85.8	87.0	87.0
72.5°	522.1	268.0	118.5	89.9	80.6	71.8	68.3	72.4	74.7	77.1	76.5
74°	337.0	188.0	103.9	81.8	73.6	66.0	64.2	66.0	67.2	69.5	70.1
75°	225.4	153.6	96.9	75.9	69.5	61.9	60.7	62.5	63.7	65.4	65.4
77.5°	129.6	109.8	78.3	63.1	57.8	53.1	52.6	53.1	54.9	56.6	56.1
80°	89.9	83.5	61.9	49.1	45.6	43.2	43.8	44.4	47.3	47.9	47.3
82.5°	54.3	60.1	43.8	36.8	34.5	33.9	35.6	36.8	39.1	39.7	39.1
85°	21.6	28.6	21.6	20.4	22.8	25.1	28.0	29.8	31.0	31.0	31.0
87.5°	0.0	4.1	5.3	8.2	12.8	15.2	19.9	21.6	22.8	22.2	21.6
90°	0.0	0.0	0.0	0.0	0.0	0.0	0.0	0.0	0.0	0.0	0.0

(END OF REPORT)